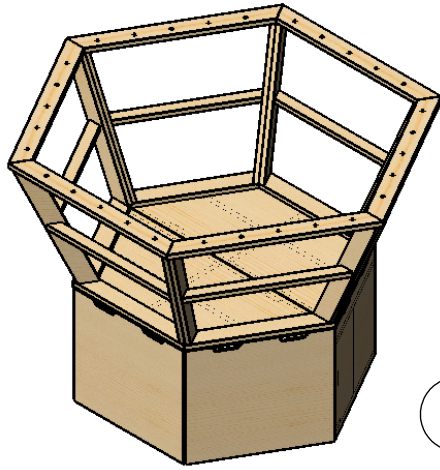


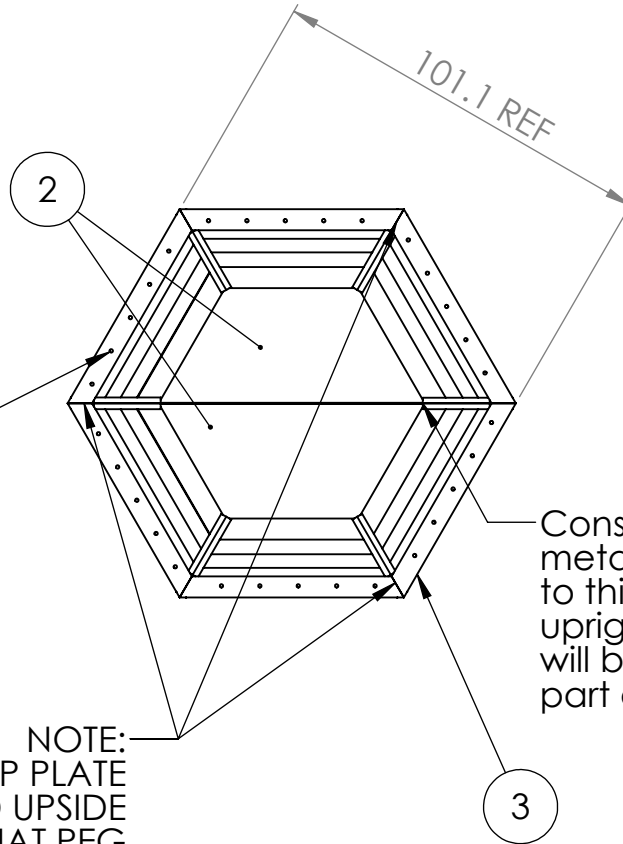
2

1

ITEM NO.	PART NAME	DWG. NO.	QTY.
1	airship pedestal half	CX17-FA2	2
2	airship floor	CX17-FA3	2
3	airship railing	CX17-FA4	6
4	airship steam tank	TBD	1

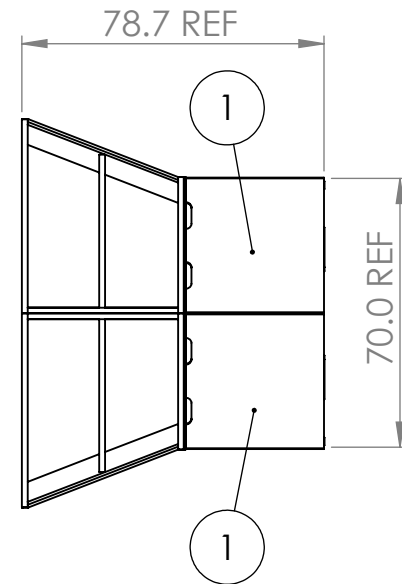


Press Fit 7/8" wood dowels in pattern to match STEAMworks gear locations



Consider adding metal strapping to this side of uprights if rails will be used as part of davits

NOTE:
EVERY OTHER TOP PLATE
MUST BE FLIPPED UPSIDE
DOWN SO THAT PEG
HOLES ARE 10" APART AT
THESE THREE CORNERS



Celt-X Robotics 5406

TITLE:

AIRSHIP ASSY

SIZE	DWG. NO.	REV
A	CX17-FA1	
SCALE: 1:50		SHEET 1 OF 1

**SOLIDWORKS Student Edition.
For Academic Use Only.**

2

1