2022misjo	TEAM INFO		OVERALL				AUTO						TELE		ENDGAME			
Match 2	Team #	Team Name	Avg Pts	Δ	▤	🔗	M%	Δ pts	▤ pts	W	D	E	Δ pts	▤ pts	W	P	D	E
Red 1	1940	Tech Tigers	91.3	23.7	16.0	1.3	100.0%	39.7	34.0	0	0	3	46.3	25.7	0	1	2	0
Red 2	5610	Turbulence	55.3	17.3	17.7	1.6	33.0%	37.3	33.3	1	2	0	32.7	33.3	2	0	0	1
Red 3	6128	M.O.T.O.R (M	92.3	41.0	21.3	1.2	33.0%	50.7	56.3	1	0	2	88.7	24.3	0	1	1	1
Blue 1	2959	Robotarians	16.0	26.0	32.3	0.9	67.0%	68.3	70.3	1	0	2	38.3	63.7	0	1	1	1
Blue 2	5535	Bionic Bison	49.0	24.7	33.0	1.1	67.0%	63.0	56.7	1	1	1	40.3	71.7	0	1	1	1
Blue 3	226	Hammerheads	2.0	2.0	2.0	0.0	0.0%	0.0	0.0	0	0	0	0.0	0.0	0	0	0	0

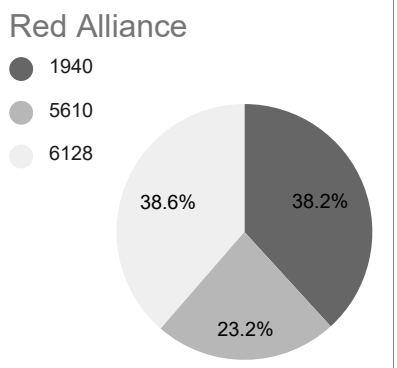

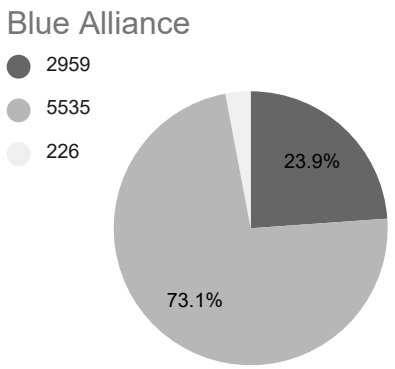
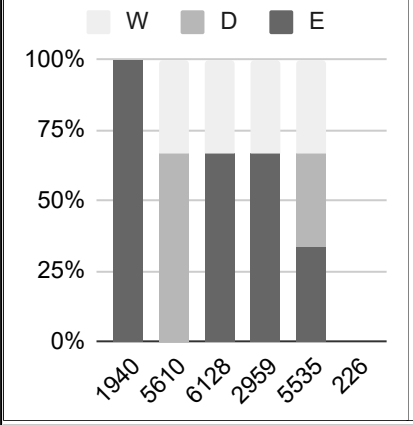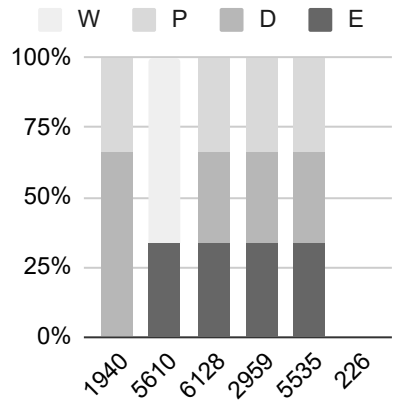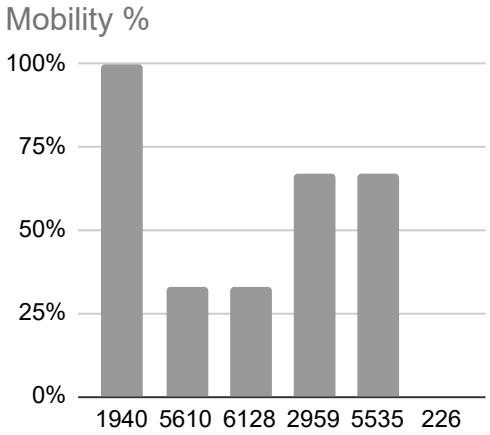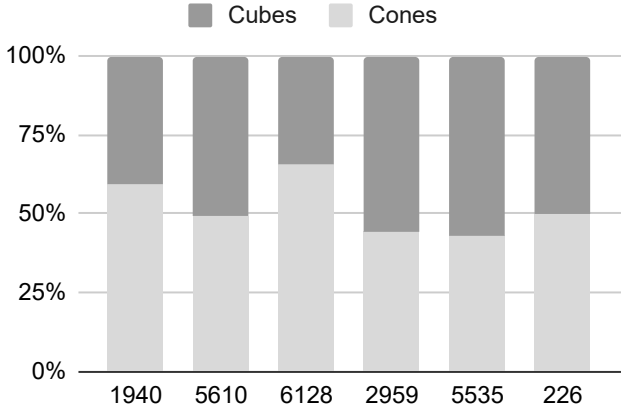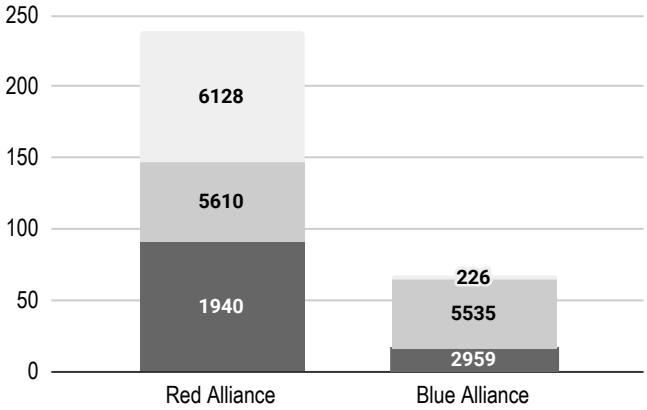
Notes